

PERENNIALS BY COMMON NAME

VARIETY	HEIGHT	SPREAD	LIGHT	BLOOMS	ZONE	SOIL	SPECIAL INTEREST
PAPRIKA	18-24"	24-30"	FS	SUMMER- EARLY FALL	3-8	AVERAGE TO POOR	Drought tolerant     
PRETTY BELINDA	20"	24-26"	FS	SUMMER- EARLY FALL	4-8	AVERAGE TO POOR	Drought tolerant     
RED VELVET	30-36"	18-24"	FS	SUMMER- EARLY FALL	3-8	AVERAGE TO POOR	Drought tolerant     
TUTTI FRUTTI POMEGRANATE	22-29"	22-29"	FS	SUMMER- EARLY FALL	3-8	AVERAGE TO POOR	Drought tolerant     
HILLSIDE BLACK BEAUTY	4-6'	36-40"	PS-SH	AUG.- SEPT.	3-8	AVERAGE	     
BLUE FORTUNE	24-36"	24-30"	FS	SUMMER- EARLY FALL	5-9	AVERAGE	    
BLACK SCALLOP	4-6"	12-15"	FS-SH	SPRING	3-9	AVERAGE TO POOR	GROUND COVER     
BURGUNDY GLOW	4-6"	12-15"	FS-SH	SPRING	3-9	AVERAGE TO POOR	GROUND COVER     
INDIAN SPRING	5-8'	18-24"	FS	SUMMER	3-7	AVERAGE	    
SUMMER BEAUTY	24"	12"	FS	JUNE-JULY	4-9	AVERAGE	     
BLUE STAR	28-34"	28-34"	FS-PS	SPRING- SUMMER	3-9	AVERAGE	     
ROBUSTISSIMA	30-34"	15-24"	FS-PS	LATE SUMMER- FALL	3-8	AVERAGE WELL DRAINED TO MOIST	  
HONORINE JOBERT	24-30"	20-24"	FS-PS	LATE SUMMER- FALL	3-8	AVERAGE WELL DRAINED TO MOIST	  
SWAN MIX	18-21"	12-16"	PS	SPRING	3-9	MOIST WELL DRAINED	     
BIEDERMEIR	9-15"	12-18"	PS	SPRING	3-8	MOIST WELL DRAINED	     
SUN KING	3-6'	3-6'	PS	SUMMER-FALL	4-9	NORMAL, CLAY, SANDY, ACIDIC	TINY WHITE FLOWERS-PURPLE FRUIT, BIRDS LOVE THEM. HEAVY SHADE MAINTAINS LIME GREEN FOLIAGE
SILVER MOUND	10-14"	18-24"	FS	NA	4-8	AVERAGE TO POOR	IF PLANTS SPLIT OPEN TRIM FOR REGROWTH
TUBERSOA	12-30"	12-18"	FS	SUMMER	3-9	TOLERANT, POOR, DRY, GRAVELY	NATIVE, PRODUCES ABUNDANCE OF NECTAR  
GRAPE CRUSH	26-30"	40-44"	FS	EARLY-MID FALL	3-9	AVERAGE, WELL DRAINED	NATIVE   
ICE CREAM	28-30"	18-24"	PS-SH	MIDSUMMER	3-9	AVERAGE, MOIST	    











































































PERENNIALS BY COMMON NAME

VARIETY	HEIGHT	SPREAD	LIGHT	BLOOMS	ZONE	SOIL	SPECIAL INTEREST
MIGHTY CHOCOLATE CHERRY	3-4'	18-24"	PS-SH	MID-LATE SUMMER	3-9	AVERAGE, MOIST	    
LOWLANDS RUBY RED	20-24"	12-18"	PS-SH	MID-LATE SUMMER	3-8	AVERAGE, MOIST	     
YOU AND ME ALWAYS	18-24"	24"	PS-SH	EARLY SUMMER	3-9	AVERAGE, MOIST	   
YOU AND ME FOREVER	18-24"	24"	PS-SH	EARLY SUMMER	3-9	AVERAGE, MOIST	   
YOU AND ME TOGETHER	18-24"	24"	PS-SH	EARLY SUMMER	3-9	AVERAGE, MOIST	   
RHEINLAND	24"	18-24"	PS-SH	EARLY SUMMER	4-9	AVERAGE, MOIST	     
MONTGOMERY	16-20"	18-24"	PS-SH	MID-LATE SUMMER	3-8	AVERAGE, MOIST	    
YOUNIQUE RUBY RED	12-16"	12-18"	PS-SH	EARLY SUMMER	3-9	AVERAGE, MOIST	    
YOUNIQUE SILVERY PINK	12-18"	14-18"	PS-SH	EARLY SUMMER	3-9	AVERAGE, MOIST	    
VANILLA GORILLA	16-24"	18-24"	PS	JUNE-JULY	4-8	RICH, MOIST, WELL DRAINED	DEADHEAD, GROUND COVER  
MAJOR VENICE	24-30"	16-18"	PS	JUNE-AUGUST	4-8	RICH, MOIST, WELL DRAINED	DEADHEAD, GROUND COVER  
MASTERPIECE	30-36"	12-18"	PS	JUNE-JULY	4-7	RICH, MOIST, WELL DRAINED	DEADHEAD, GROUND COVER  
PURPLE SMOKE	36-54"	36-48"	FS-PS	LATE SPRING- EARLY SUMMER	3-8	AVERAGE	    DOES NOT LIKE TO BE DISTURBED
AUSTRALIS	36-48"	36-48"	PS-SH	LATE SPRING- EARLY SUMMER	3-9	AVERAGE	    DOES NOT LIKE TO BE DISTURBED
ALEXANDER'S GREAT	12-18"	24-30"	PS	MID-LATE SPRING	3-8	RICH- MOIST WELL DRAINED	NATURALIZES 
JACK OF DIAMONDS	12-18"	24-30"	PS	MID-LATE SPRING	3-8	RICH- MOIST WELL DRAINED	NATURALIZES 
RAPIDO BLUE	5-7"	8-12"	FS-PS	LATE-SPRING TO SUMMER	3-9	AVERAGE	  
FREYA	16"	8-12"	FS-PS	LATE-SPRING TO SUMMER	3-8	AVERAGE	  





PERENNIALS BY COMMON NAME

VARIETY	HEIGHT	SPREAD	LIGHT	BLOOMS	ZONE	SOIL	SPECIAL INTEREST
HOT LIPS	2-3'	18-24"	PS	AUGUST-OCTOBER	3-9	MOSIT TO WET	
CHARMAINE	6-8'	CLIMBER	FS-PS	JUNE-SEPTEMBER	4-9	WELL DRAINED-MOIST	 PRUNE OUT DEAD TIPS IN THE SPRING, PLANT TOP IN THE SUN, ROOTS SHADED.
DIAMOND BALL	5-6'	CLIMBER	FS-PS	SPRING-SUMMER	4-10	WELL DRAINED-MOIST	 PRUNE OUT DEAD TIPS IN THE SPRING, PLANT TOP IN THE SUN, ROOTS SHADED.
NUBIA	4-6'	CLIMBER	FS-PS	SPRING AND FALL	4-10	WELL DRAINED-MOIST	 PRUNE OUT DEAD TIPS IN THE SPRING, PLANT TOP IN THE SUN, ROOTS SHADED
PINK MINK	6-9'	CLIMBER	FS-PS	EARLY-LATE SUMMER	4-9	WELL DRAINED-MOIST	 PRUNE TO 18" LATE WINTER, PLANT TOP IN THE SUN, ROOTS SHADED.
TRANQUILITE	4-6'	CLIMBER	FS-PS	EARLY SUMMER-FALL	4-10	WELL DRAINED-MOIST	 PRUNE OUT DEAD TIPS IN THE SPRING, PLANT TOP IN THE SUN, ROOTS SHADED
TEKLA	4-5'	CLIMBER	FS-PS	EARLY-LATE SUMMER	4-9	WELL DRAINED-MOIST	 PRUNE TO 12" LATE WINTER, PLANT TOP IN THE SUN, ROOTS SHADED.
LINDSAY	3-4'	CLIMBER	FS-PS	LATE SPRING-EARLY SUMMER	4-9	WELL DRAINED-MOIST	 PRUNE TO 6" LATE WINTER, PLANT TOP IN THE SUN, ROOTS SHADED.
POSEIDON	3-4'	CLIMBER	FS-PS	MAY-OCTOBER	4-9	WELL DRAINED-MOIST	 REQUIRES LITTLE PRUNING, PLANT TOP IN THE SUN, ROOTS SHADED.
THE PRESIDENT	8-10'	CLIMBER	FS-PS	LATE SUMMER-MID FALL	4-8	WELL DRAINED-MOIST	 PRUNE OUT DEAD TIPS AND FOLIAGE IN THE SPRING, PLANT TOP IN THE SUN, ROOTS SHADED.
FUNYELLA	6-10'	CLIMBER	FS-PS	SPRING THRU SUMMER	4-9	WELL DRAINED-MOIST	 BLOOMS ON OLD WOOD, NO PRUNING REQUIRED, PLANT TOP IN THE SUN, ROOTS SHADED.

PERENNIALS BY COMMON NAME

VARIETY	HEIGHT	SPREAD	LIGHT	BLOOMS	ZONE	SOIL	SPECIAL INTEREST
SUPERBA	4-8'	CLIMBER	FS-PS	SPRING-SUMMER	4-9	WELL DRAINED-MOIST	    PRUNE OUT DEAD TIPS IN THE SPRING, PLANT TOP IN THE SUN, ROOTS SHADED.
HAPPY JACK PURPLE	6-8'	CLIMBER	FS-PS	SUMMER	5-9	WELL DRAINED-MOIST	    PRUNE TO 18" LATE WINTER, PLANT TOP IN THE SUN, ROOTS SHADED.
PARAMO BLACK VELVET	36-48"	18-24"	FS-PS	SUMMER	3-7	AVERAGE	     
MIGHTY ATOM	20-32"	18-24"	FS-PS	SUMMER	3-9	AVERAGE	     
PARAMO PURPURA	30-36"	18-24"	FS-PS	SUMMER	3-9	AVERAGE	     
PARAMO ROSA	30-36"	18-24"	FS-PS	SUMMER	3-9	AVERAGE	     
PARAMO CELESTE	30-36"	18-24"	FS-PS	SUMMER	3-7	AVERAGE	     
CONSTANT CADENCE SALMON	6-8"	10-12"	FS	SPRING THRU SUMMER	3-9	AVERAGE	     
CONSTANT BEAUTY RED	6-10"	10-12"	FS	SPRING THRU SUMMER	4-9	AVERAGE	     
CONSTANT CADENCE MILK CHERRY	6-8"	10-12"	FS	SPRING THRU SUMMER	3-9	AVERAGE	     
CB CRUSH BURGUNDY	4-6"	10-12"	FS	SPRING THRU SUMMER	3-9	AVERAGE	     
CB CRUSH ORANGE	4-6"	10-12"	FS	SPRING THRU SUMMER	3-9	AVERAGE	     
CONSTANT CADANCE POTPOURRI	6-8"	10-12"	FS	SPRING THRU SUMMER	3-9	AVERAGE	     
ALBA	18-24"	24-30"	FS-SH	LATE SPRING-MID SUMMER	3-9	MOIST LOAMY SOIL	     
























































PERENNIALS BY COMMON NAME

VARIETY	HEIGHT	SPREAD	LIGHT	BLOOMS	ZONE	SOIL	SPECIAL INTEREST
SPECTABILIS	24-36'	24-30"	FS-SH	LATE SPRING-MID SUMMER	3-9	MOIST LOAMY SOIL	 
VALENTINE	30"	24-30"	FS-SH	LATE SPRING-MID SUMMER	3-9	MOIST LOAMY SOIL	 
CHEYENNE SPIRIT	18-30"	12-18"	FS-PS	SUMMER-FALL	4-10	AVERAGE WELL-DRAINED	    
KISMET INTENSE ORANGE	12-18"	18-24"	FS-PS	SUMMER-FALL	4-10	AVERAGE WELL-DRAINED	   
SUNNY DAYS RUBY	18-24"	18-24"	FS-PS	SUMMER-FALL	4-9	AVERAGE WELL-DRAINED	   
LEILANI	24-36"	18-24"	FS-PS	SUMMER-FALL	4-9	AVERAGE WELL-DRAINED	   
SUNSEEKER SALMON	18-24"	18-24"	FS-PS	SUMMER-FALL	3-9	AVERAGE WELL-DRAINED	   
SUNSEEKER SWEET FUCHSIA	18-24"	18-24"	FS-PS	SUMMER-FALL	4-9	AVERAGE WELL-DRAINED	   
SUNSEEKER MINEOLA	18-24"	18-24"	FS-PS	SUMMER-FALL	3-8	AVERAGE WELL-DRAINED	   
MAGNUS	36-48"	16-20"	FS-PS	SUMMER-FALL	4-9	AVERAGE WELL-DRAINED	   
RASPBERRY TRUFFLE	28-32"	12"	FS	SUMMER-FALL	4-9	AVERAGE WELL-DRAINED	    double bloom
SUNSEEKER GOLDEN SUN	18-24"	18-24"	FS-PS	SUMMER-FALL	3-9	AVERAGE WELL-DRAINED	   
SUNSEEKER RAINBOW	24-30"	18-24"	FS-PS	SUMMER-FALL	3-9	AVERAGE WELL-DRAINED	   
TRES AMIGOS	18-20"	12-18"	FS	SUMMER-FALL	4-9	AVERAGE WELL-DRAINED	   
SWEET SANDIA	19"	18-24"	FS-PS	SUMMER-FALL	4-9	AVERAGE WELL-DRAINED	
BIG BLUE	18-24"	18-24"	PS	EARLY-LATE SUMMER	5-9	AVERAGE	       TOLERATES DROUGHT, SANDY AND CLAY SOIL
COELESTINUM	2-3'	2'	FS-PS	LATE SUMMER-FALL	4-8	AVERAGE	    

PERENNIALS BY COMMON NAME

VARIETY	HEIGHT	SPREAD	LIGHT	BLOOMS	ZONE	SOIL	SPECIAL INTEREST
BABY JOE	2-3'	2'	FS-PS	LATE SUMMER- EARLY FALL	4-8	AVERAGE	    
CUSHION SPURGE	24-30"	24-30"	FS	SPRING	4-8	AVERAGE TO DRY	 
SWEET WOODRUFF	10-12"	12"	PS-SH	SPRING	4-8	WOODS SOIL	 CLUMP FORMING, NATIVE, TOLERATES HEAVY SHADE
BIOKOVO	10-12"	12-18"	FS-PS	LATE SPRING- SUMMER	3-9	AVERAGE WELL DRAINED	    
ROZANNE	12-18"	12-24"	FS-PS	LATE SPRING- SUMMER	4-8	AVERAGE WELL DRAINED	    
TOTALLY TANGERINE	21-27"	16-18"	FS-PS	LATE SPRING- SUMMER	4-9	AVERAGE WELL DRAINED	     
AUREOLA	12-18"	18-24"	PS	NA	5-9	AVERAGE	GROWN IN ZONE 4 FOR YEARS 
GRACILLIMUS	4-7'	3-6'	FS-PS	LATE SUMMER- FALL	4-9	AVERAGE	TOLERANT OF DRY SOIL AND DROUGHT 
PURPURESCENS	4-5'	3-4'	FS-PS	SUMMER-FALL	4-9	AVERAGE	BEAUTIFUL FALL COLOR 
CHEYENNE SKY	30-36"	18-24"	FS	LATE SUMMER- FALL	4-9	SAND TO CLAY	UPRIGHT GROWING DROUGHT TOLERANT 
MARIACHI FUEGO	18-20"	18-20"	FS	SUMMER- EARLY FALL	3-9	RICH, WELL DRAINED	 
BLEEDING HEARTS	24-48"	18-24"	FS	SUMMER- EARLY FALL	3-9	AVERAGE	   
TUSCAN SUN	20-24"	20-24"	FS	SUMMER- EARLY FALL	3-9	AVERAGE	   
BURNING HEARTS	36-48"	12-18"	FS	SUMMER- EARLY FALL	3-9	AVERAGE	   
CANDY LOVE	12-18"	15-18"	PS-SH	EARLY SPRING- EARLY SUMMER	3-9	HUSMUS-RICH NEUTRAL, WELL DRAINED	    FOOD SOURCE FOR EARLY SPRING POLLINATORS
HAPPY RETURNS	16-18"	18-24"	FS-PS	SUMMER- EARLY FALL	3-9	AVERAGE, FERTILE, POOR	SALT TOLERANT    

PERENNIALS BY COMMON NAME

VARIETY	HEIGHT	SPREAD	LIGHT	BLOOMS	ZONE	SOIL	SPECIAL INTEREST
STEPHANIE RETURNS	16-18"	18-24"	FS-PS	SUMMER- EARLY FALL	3-9	AVERAGE, FERTILE, POOR	SALT TOLERANT    
ROSY RETURNS	12-18"	18-24"	FS-PS	SUMMER- EARLY FALL	3-9	AVERAGE, FERTILE, POOR	SALT TOLERANT    
GOING BANANAS	18-22"	18-30"	FS-PS	SUMMER	3-9	AVERAGE, FERTILE, POOR	   
KING OF THE AGES	30-36"	18-24"	FS-PS	MID SUMMER	3-9	AVERAGE, FERTILE, POOR	SALT TOLERANT   
RED HOT RETURNS	24-30"	18-24"	FS-PS	SUMMER- EARLY FALL	4-9	AVERAGE, FERTILE, POOR	SALT TOLERANT   
LAKE OF FIRE	24-28"	18-24"	FS-PS	MID SUMMER	3-9	AVERAGE, FERTILE, POOR	SALT TOLERANT   
BLACK SEA	12-18"	12-16"	FS-SH	EARLY-MID SUMMER	4-9	AVERAGE WELL DRAINED	SALT TOLERANT   
ELECTRIC PLUM	8-10"	16-18"	FS-SH	MID-LATE SUMMER	4-9	AVERAGE WELL DRAINED	SALT TOLERANT     
SMOKE & MIRRORS	8-10"	14-16"	PS	SPRING	4-9	AVERAGE WELL DRAINED	  
NORTHERN EXPOSURE AMBER	10-16"	20"	PS	SUMMER	3-9	AVERAGE WELL DRAINED	   
NORTHERN EXPOSURE SILVER	10-16"	20"	PS	SUMMER	3-9	AVERAGE WELL DRAINED	   
FOREVER PURPLE	10-16"	20"	PS	MID-LATE SUMMER	4-9	AVERAGE WELL DRAINED	    
FOREVER RED	10-16"	16-20"	PS	MID-LATE SUMMER	4-9	AVERAGE WELL DRAINED	    
MIDNIGHT ROSE	12-24"	18-24"	FS-PS	LATE SPRING- EARLY SUMMER	4-9	AVERAGE WELL DRAINED	  
MARS MADNESS	4-4.5'	6-6.5'	FS-PS	MID SUMMER- EARLY FALL	4-9	MOIST WELL DRAINED	  

































PERENNIALS BY COMMON NAME

VARIETY	HEIGHT	SPREAD	LIGHT	BLOOMS	ZONE	SOIL	SPECIAL INTEREST
DARK MYSTERY	5-5.5'	4.5'-5'	FS-PS	MID SUMMER- EARLY FALL	4-9	MOIST WELL DRAINED	
ABIQUA DRINKING GOURD	16"	24-36"	PS-SH	MID-LATE SUMMER	3-9	AVERAGE	
ATLANTIS	28-34"	4-5'	PS-SH	MID SUMMER	3-9	AVERAGE	
HOPE SPRINGS ETERNAL	20-22"	3-4'	PS-SH	EARLY-LATE SUMMER	3-9	AVERAGE	
LOVE STORY	14-16"	3-4'	PS-SH	MID SUMMER	3-9	AVERAGE	
FRAGRANT BOUQUET	12-18"	24-36"	PS-SH	SUMMER	3-8	AVERAGE	
PATRIOT	12-18"	24-30"	PS-SH	MID-LATE SUMMER	3-9HOST	AVERAGE	
SHADOWLAND WU-LA-LA	36-48"	5-6'	PS-SH	MID SUMMER	3-9	AVERAGE	
SUM AND SUBSTANCE	36"	48"	PS-SH	MID-LATE SUMMER	3-9	AVERAGE	
EMPRESS WU	36-48"	5-6'	PS-SH	EARLY-MID SUMMER	3-9	AVERAGE	
JEEPERS CREEPERS	VARIES	VARIES	VARIES	VARIES		VARIES	GROUND COVER, PATHWAY, LAWN SUBSTITUTE
PHENOMENAL	22-24"	24-32"	FS	MID SUMMER- EARLY FALL	4-9	AVERAGE WELL DRAINED	
SENSATIONAL	18-24"	24-32"	FS	MID SUMMER- EARLY FALL	5-9	AVERAGE WELL DRAINED	
BETSY	18-24"	18-24"	FS	SUMMER- FALL24-30"	4-9	AVERAGE	
SPICATA	24-30"	24"	FS	MID SUMMER- LATE SUMMER	4-10	AVERAGE	








PERENNIALS BY COMMON NAME

VARIETY	HEIGHT	SPREAD	LIGHT	BLOOMS	ZONE	SOIL	SPECIAL INTEREST
CARDINAL FLOWER	2-4"	12-24"	FS-PH	MID SUMMER-FALL	3-9	LOAM, MOIST-WET	
WESTCOUNTRY PERSIAN SLIPPER	24-36"	12-24"	FS-PH	LATE SPRING-EARLY SUMMER	4-7	AVERAGE, SANDY	
WESTCOUNTRY RED RUM	24-36"	12-24"	FS-PH	LATE SPRING-EARLY SUMMER	4-7	AVERAGE, SANDY	
WESTCOUNTRY MIX	24-36"	12-24"	FS-PH	LATE SPRING-EARLY SUMMER	4-7	AVERAGE, SANDY	
GARDENVIEW SCARLET	24-36"	18-24"	FS-PS	SUMMER	4-9	AVERAGE	
BLUE STOCKING	36-42"	18-24"	FS-PS	SUMMER	4-9	AVERAGE	edible
MARJE PURPLE	10-12"	12-14"	FS	LATE SPRING-MID SUMMER	4-9	AVERAGE	
PINK LACE	12-18"	14-18"	FS	SUMMER-EARLY FALL	4-9	AVERAGE	
FIREBALL	30-32"	18-24"	FS-PS	SUMMER-EARLY FALL	4-9	AVERAGE	
CAT'S PAJAMAS	12-14"	18-20"	FS-PS	EARLY SUMMER-FALL	3-8	AVERAGE	
PURRSIAN BLUE	12-18"	18-30"	FS-PS	LATE SPRING-FALL	3-8	AVERAGE	
WALKER'S LOW	30"	36"	FS-PS	EARLY SUMMER-LATE SUMMER	3-8	AVERAGE	
CYTHEREA	24"	24-36"	FS-PS	LATE SPRING-EARLY SUMMER	4-8	RICH HUMUS WELL DRAINED	
BARTZELLA	36-48"	36-48"	FS-PS	LATE SPRING	3-8	RICH HUMUS WELL DRAINED	
PINK DOUBLE DANDY	22-24"	36"	FS-PS	LATE SPRING	3-8	RICH HUMUS WELL DRAINED	

PERENNIALS BY COMMON NAME

VARIETY	HEIGHT	SPREAD	LIGHT	BLOOMS	ZONE	SOIL	SPECIAL INTEREST
SCRUMDIDDLEUMPTIOUS	21-30"	36"	FS-PS	LATE SPRING	3-8	RICH HUMUS WELL DRAINED	    
SARAH BERNHARDT	32-36"	24-30"	FS-PS	LATE SPRING	3-8	RICH HUMUS WELL DRAINED	    
CORAL SUNSET	26-30"	22-26"	FS-PS	LATE SPRING	3-8	RICH HUMUS WELL DRAINED	    
PAULA FAY	30-36"	30-36"	FS-PS	LATE SPRING	3-8	RICH HUMUS WELL DRAINED	    
JACORMA	32-36"	24-36"	FS-PS	EARLY SUMMER	3-7	RICH HUMUS WELL DRAINED	    
RASPBERRY SUNDAE	28-32"	24-30"	FS-PS	EARLY SUMMER	3-7	RICH HUMUS WELL DRAINED	    
LADY ALEXANDRA DUFF	24-36"	24-30"	FS-PS	LATE SPRING- EARLY SUMMER	3-8	RICH HUMUS WELL DRAINED	    
HENRY BOCKSTOCE	36"	24-30"	FS-PS	LATE SPRING	4-8	RICH HUMUS WELL DRAINED	    
LEMON CHIFFON	32"	24-30"	FS-PS	LATE SPRING	4-8	RICH HUMUS WELL DRAINED	    
SUSIE Q	24"	24-30"	FS-PS	LATE SPRING	4-8	RICH HUMUS WELL DRAINED	    
VOGUE	36-42"	36"	FS-PS	MID-LATE SPRING	3-8	RICH HUMUS WELL DRAINED	    
CHAMPAGNE BUBBLES MIX	15-20"	6-8"	FS-PS	SPRING INTO SUMMER	4-9	AVERAGE WELL DRAINED	     
BRILLANT	24-36"	12-18"	FS	LATE SPRING- EARLY SUMMER	3-8	AVERAGE WELL DRAINED	    
PRINCE OF ORANGE	24-30"	12-18"	FS	LATE SPRING- EARLY SUMMER	3-8	AVERAGE WELL DRAINED	    
FRUIT PUNCH	24-30"	12-18"	FS	LATE SPRING- EARLY SUMMER	3-7	AVERAGE WELL DRAINED	     
MIDNIGHT MASQUERADE	36-40"	28-32"	FS	EARLY-MID SUMMER	3-8	AVERAGE WELL DRAINED	   





























PERENNIALS BY COMMON NAME

VARIETY	HEIGHT	SPREAD	LIGHT	BLOOMS	ZONE	SOIL	SPECIAL INTEREST
BLUE JEAN BABY	28-34"	30-36"	FS	AVERAGE	4-9	AVERAGE	   
DENIM N LACE	28-32"	34-38"	FS	AVERAGE	4-9	AVERAGE	   
DAVID	24-28"	18-24"	FS	LATE SUMMER- EARLY FALL	4-8	AVERAGE	     
GARDEN GIRL GLAMOUR GIRL	24-32"	18-24"	FS-PS	SUMMER-FALL	4-8	AVERAGE	     
BLUE PARADISE	30-36"	18-20"	FS-PS	SUMMER	4-8	AVERAGE	     
NICKY	30-36"	18-20"	FS	LATE SUMMER- EARLY FALL	4-8	AVERAGE	   
SUPER KA-POW FUCHSIA	18-20"	18-20"	FS	EARLY SPRING	4-9	AVERAGE	   
GOLDIPHLOX CHERRY	4-6"	12-14"	FS	EARLY SPRING	3-8	AVERAGE	   
GOLDIPHLOX ROSE	4-6"	12-14"	FS	EARLY SPRING	3-8	AVERAGE	   
VIOLET PINWHEELS	4-6"	18-20"	FS	SPRING	4-8	AVERAGE	   
GOLDIPHLOX WHITE	4-6"	12-14"	FS	EARLY SPRING	3-8	AVERAGE	   
FLORIST WHITE/DBL BLUE	24"	12-18"	FS-PS	SUMMER	3-8	AVERAGE	 
BRESSINGHAM PURPLE	10-16"	16-18"	FS-PS	LATE SPRING- EARLY SUMMER	2-9	AVERAGE, WELL DRAINED	   
HEAVEN SCENT	18-24"	16-18"	FS-PS	LATE SPRING- EARLY SUMMER	3-7	AVERAGE	   
MUTICUM	2-3'	12-18"	FS-PS	JULY- SEPTEMBER	4-8	AVERAGE, DRY, CLAY SHALLOW	  
GOLDSTRUM	24-36"	12-24"	FS	SUMMER- EARLY FALL	3-9	AVERAGE, TOLERATES CLAY AND DRY	    DROUGHT TOLERANT
TRILOBA	24-36"	12-15"	FS	SUMMER	4-9	AVERAGE, TOLERATES CLAY AND DRY	    NATIVE, DROUGHT TOLERANT

PERENNIALS BY COMMON NAME

VARIETY	HEIGHT	SPREAD	LIGHT	BLOOMS	ZONE	SOIL	SPECIAL INTEREST
CARADONNA	12-24"	18-24"	FS	SUMMER- EARLY FALL	4-8	AVERAGE	     
FLUTTER DEEP BLUE	12-14"	10-12"	FS	SPRING-FROST	5-9	AVERAGE	   
PINK MIST	15-18"	15-18"	FS	SPRING- SUMMER	5-8	AVERAGE	 
ATLANTIS TAKESIMENSE	4-6"	10-12"	FS	LATE SUMMER- EARLY FALL	4-9	AVERAGE WELL DRAINED	DROUGHT TOLERANT    
RED WIGGLE	3-4"	12"	FS	LATE SUMMER	5-9	AVERAGE-WELL DRAINED	DROUGHT TOLERANT    
ANGELINA	3-6"	18"	FS	NA	3-9	AVERAGE WELL DRAINED	DROUGHT TOLERANT    
SIEBOLDII	6-10"	12-18"	FS	EARLY FALL	3-9	AVERAGE WELL DRAINED	DROUGHT TOLERANT    
NEON	15"	12-15"	FS	LATE SUMMER- MID FALL	3-9	AVERAGE WELL DRAINED	DROUGHT TOLERANT    
SUNSPARKLER LIME TWISTER	4-6"	14-18"	FS-PS	LATE SUMMER- EARLY FALL	4-9	AVERAGE WELL DRAINED	DROUGHT TOLERANT    
DRAGON'S BLOOD	3-6"	18"	FS	LATE SUMMER- MID FALL	3-9	AVERAGE WELL DRAINED	DROUGHT TOLERANT     
FULDAGLUT	3-6"	18"	FS	LATE SUMMER- EARLY FALL	3-9	AVERAGE WELL DRAINED	DROUGHT TOLERANT   
JOHN CREECH	2-5"	12"	FS	AVERAGE- POOR	3-9	AVERAGE WELL DRAINED	DROUGHT TOLERANT    
VOODOO	4-6"	14"	FS	AVERAGE- POOR	3-9	AVERAGE WELL DRAINED	DROUGHT TOLERANT    
CHICK CHARMS	1-3"	12"	FS-PS	NA	3-8	AVERAGE WELL DRAINED	DROUGHT TOLERANT  
GOLD NUGGET	3-6"	12"	FS	NA	3-9	AVERAGE WELL DRAINED	DROUGHT TOLERANT  

PERENNIALS BY COMMON NAME

VARIETY	HEIGHT	SPREAD	LIGHT	BLOOMS	ZONE	SOIL	SPECIAL INTEREST
HELEN VON STEIN	6-12"	12-18"	FS	NA	4-8	AVERAGE WELL DRAINED	 
LEMON THYME	6-10"	8-12"	FS	LATE SPRING-SUMMER	4-10	AVERAGE WELL DRAINED	DROUGHT TOLERANT    
COCCINEUM RED	2-4"	SPREADING	FS	EARLY-MID SUMMER	4-8	AVERAGE WELL DRAINED	DROUGHT TOLERANT    
WOOLY THYME	3"	SPREADING	FS	EARLY-MID SUMMER	4-8	AVERAGE WELL DRAINED	DROUGHT TOLERANT   
PURPLE ILLUSION	16-18"	16-18"	FS-PS	EARLY-MID SUMMER	4-8	AVERAGE	    
SEASIDE	24"	20"	FS-PS	SUMMER	3-8	AVERAGE	    
VESPER BLUE	9-13"	10-12"	FS-PS	EARLY-MID SUMMER	4-8	AVERAGE	    
VERY VAN GOGH	18-20"	16-20"	FS-PS	EARLY-MID SUMMER	4-8	AVERAGE	